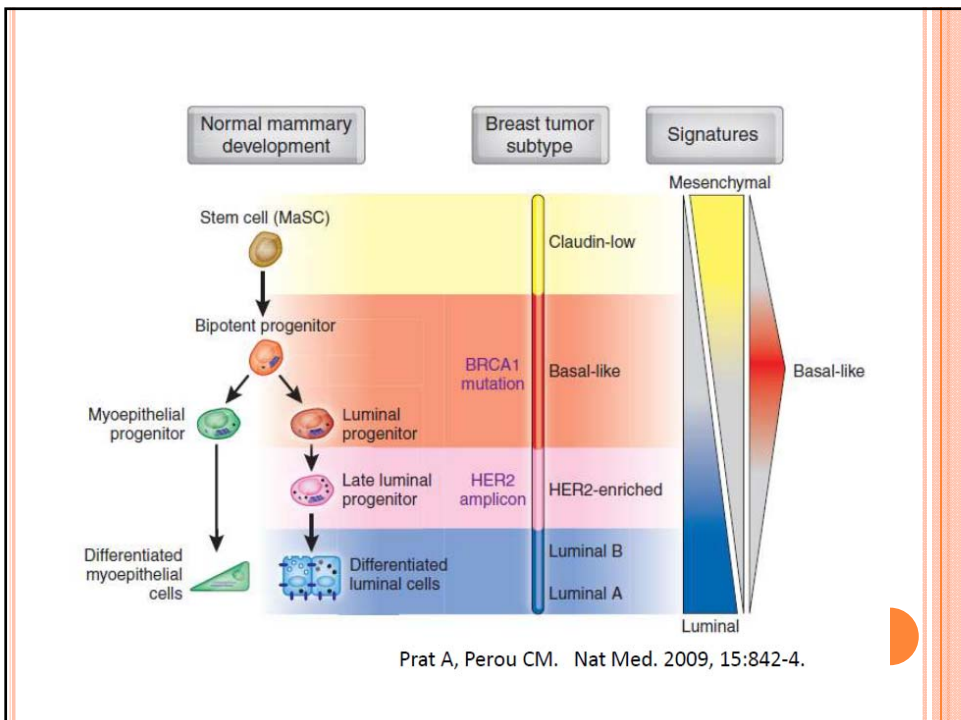


症例4

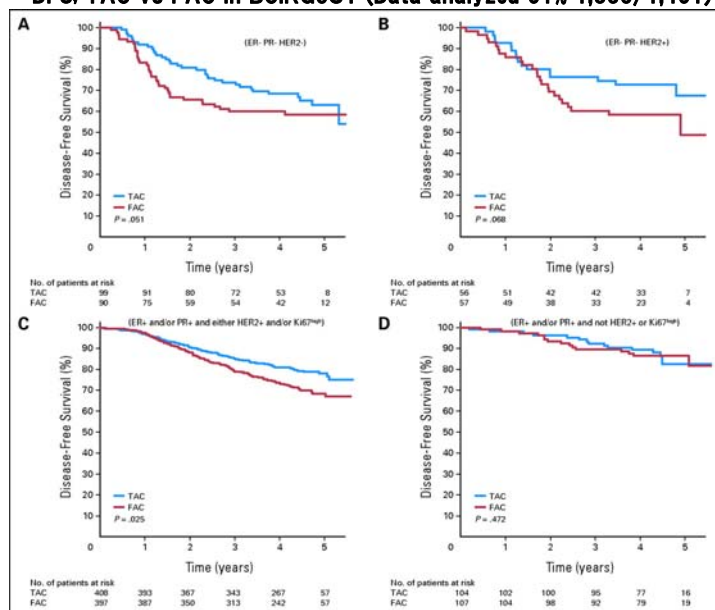
術後薬物療法はホルモン療法のみでよい



Luminal A リンパ節転移4個陽性



DFS: TAC vs FAC in BCIRG001 (Data analyzed 91% 1,350/1,491)

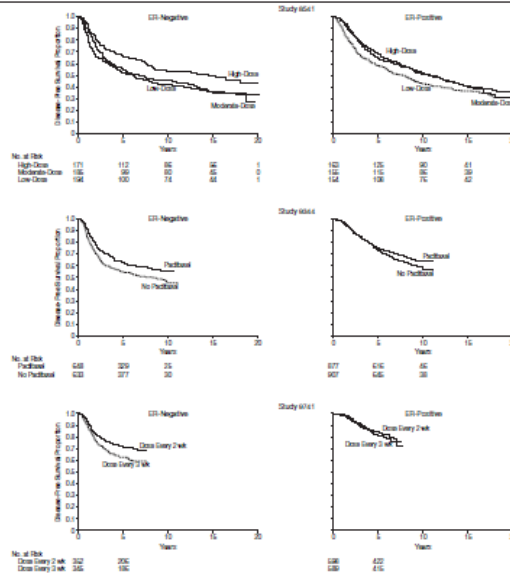


(J CLIN ONCOL. 2009)



転移陽性Luminal A ではタキサンの上乗せ効果がない

Figure 2. Kaplan-Meier Curves for Disease-free Survival According to Estrogen-Receptor (ER) Status in the 3 Studies



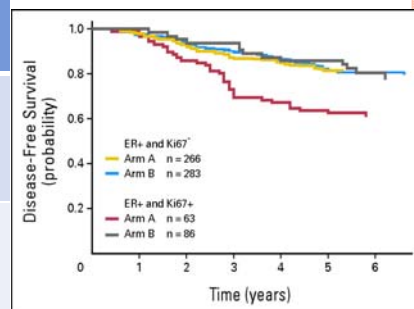
Cumulative at-risk sample sizes over time are shown in each panel. The initial sample sizes were approximately equally divided among the groups in question. The dose effect of docetaxel in study 9544 and the comparison of sequential or concomitant therapy in study 9741 are not shown; neither factor was associated with disease-free survival in unadjusted or adjusted analyses, nor were there significant differences within ER subgroups. Berry JAMA 2006

ER陽性HER2陰性乳癌では
タキサンの上乗せ効果が乏しい



5yDFS in PACS01
(Data analyzed 55% 1,190/1,999)

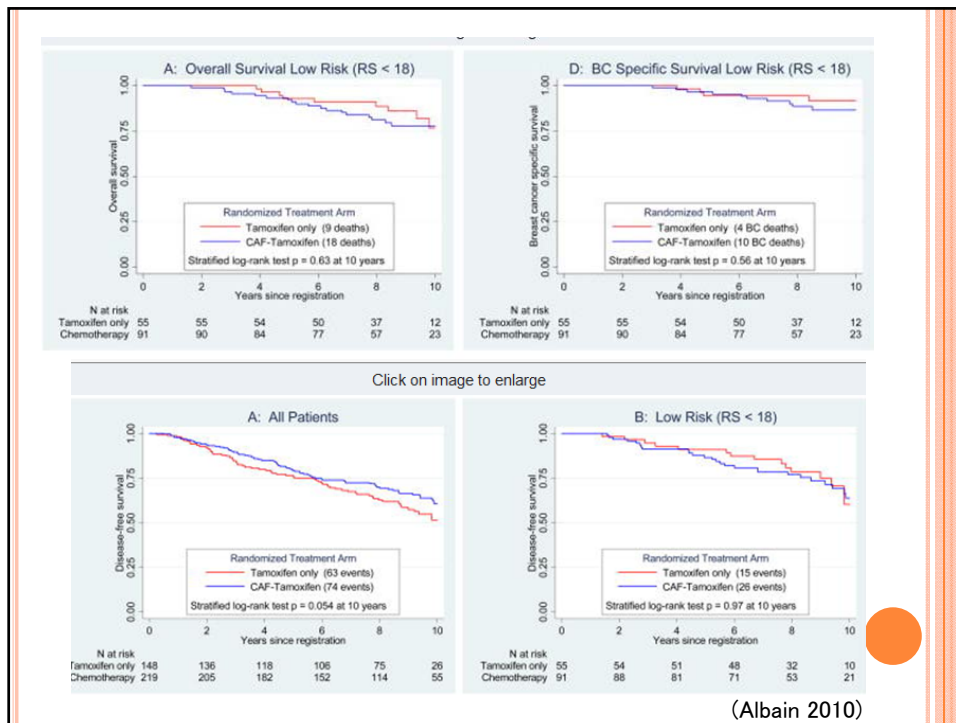
	FEC x6	FECx3→D OCx3
ER+ Ki67-	81% (n=266)	81% (n=283)
ER+ Ki67+	62% (n=63)	84% (n=86)



Ki67 cut-off 20%

Penault-Llorca F, J Clin Oncol. 2009 27:2809





Recurrence score が低いリンパ節転移陽性では
CAFの上乗せ効果が乏しい


BREAST CANCER RESEARCH AND TREATMENT
Volume 116, Number 3, 491-500, DOI: 10.1007/s10549-008-0225-9

Breast Cancer
Research and Treatment

CLINICAL TRIAL
Is adjuvant chemotherapy of benefit for postmenopausal women who receive endocrine treatment for highly endocrine-responsive, node-positive breast cancer? International Breast Cancer Study Group Trials VII and 12-93

Olivia Pagani, Shari Gelber, Edda Simoncini, Monica Castiglione-Gertsch, Karen N. Price, Richard D. Gelber, Stig B. Holmberg, Diana Crivellari, John Collins and Jurij Lindtner, et al.

ER強陽性の場合は化学療法追加してもしなくとも10year-DFSは不変



Adjuvant! Online
Decision making tools for health care professionals

Adjuvant! for Breast Cancer (Version 8.0)

Patient Information

Age: 58
Comorbidity: Perfect Health
ER Status: Positive
Tumor Grade: Grade 1
Tumor Size: 2.1 - 3.0 cm
Positive Nodes: 4 - 9
Calculate For: Mortality
10 Year Risk: 31 Prognostic

Adjuvant Therapy Effectiveness

Horm: Aromatase Inhibitor for 5 yrs
Chemo: CA*4, CMF, FE(50)C*6
Hormonal Therapy: 82
Chemotherapy: 16
Combined Therapy: 49


No additional therapy:
65.5 alive in 10 years.
30.4 die of cancer.
4.1 die of other causes.

With hormonal therapy: Benefit = 8.4 alive.

With chemotherapy: Benefit = 4.1 alive.

With combined therapy: Benefit = 11.5 alive.

Print Results PDF Access Help and Clinical Evidence
Images for Consultations



化学療法のリスク

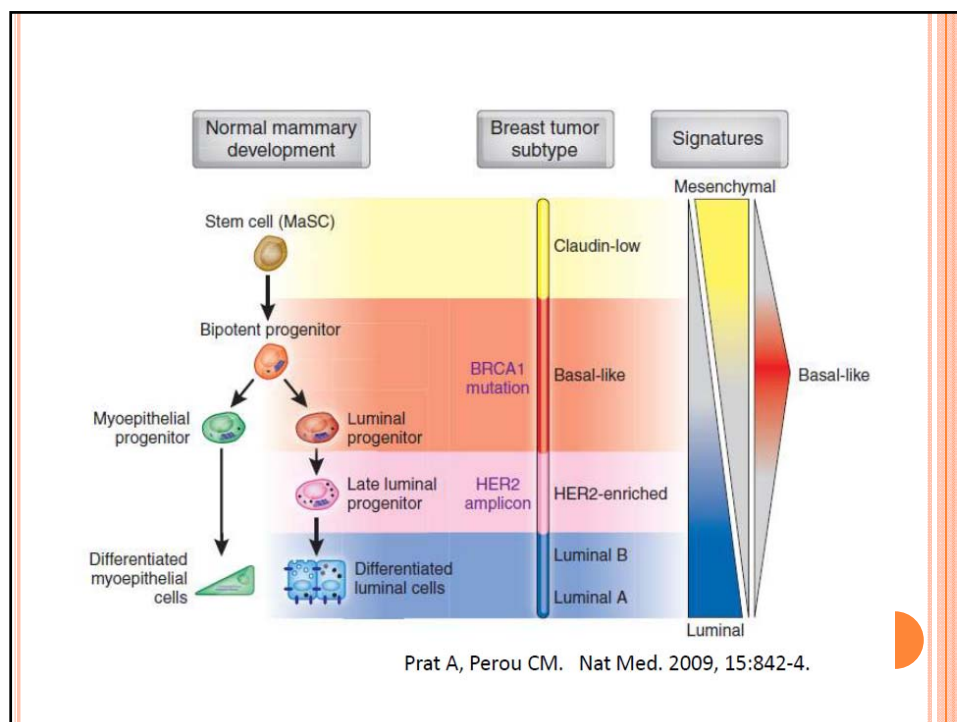
脱毛
心毒性
しびれ
二次性白血病



乳がん診療ガイドライン2011年版 のアルゴリズム

術後内分泌療法±術後化学療法





まとめ

Luminal A に化学療法のうわのせ効果が少ないことを示すデータがでてきている

乳がん治療は個別化医療の時代

Biological subtypeにもとづいて治療法が選択されるべき

“自分にあつたもの”を希望する患者さんに



術後補助化学療法は必要ない